

Overview - Public Entities Quarterly Reporting

Approved receipts

3 773,1 105,3%

Approved spending

4 416,2 89,2%

Surplus/(deficit)

-643,1

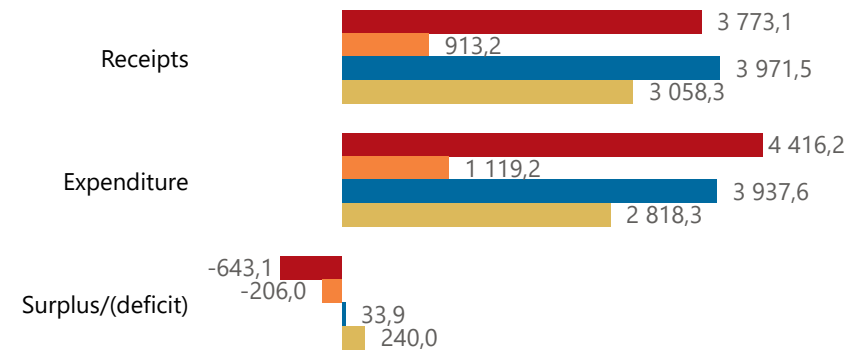
- ☐ R billion
- ☒ R million
- ☐ R thousand



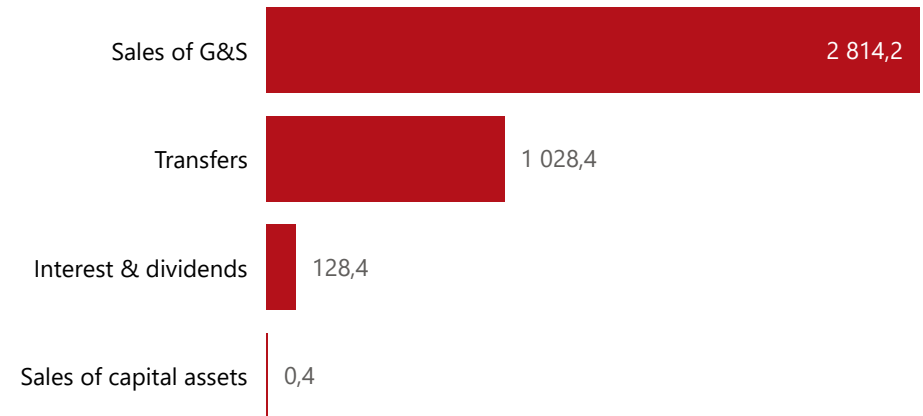
national treasury
Department:
National Treasury
REPUBLIC OF SOUTH AFRICA

Consolidation

● Approved ● Forecast ● YTD ● Variance



Composition of receipts



Quarter

4

Cluster

All

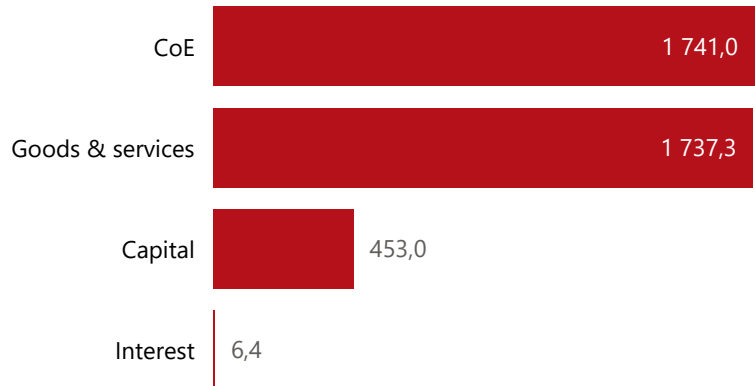
Department

Forestry, Fisheries and the Environm... ▾

Entity

South African National Parks ▾

Composition of spending



Functional grouping



Spending by PFMA schedule



Public Entities Receipts

Approved sales of G&S

2 735,5 102,9%

Approved transfers

940,7 109,3%



national treasury

Department:
National Treasury
REPUBLIC OF SOUTH AFRICA

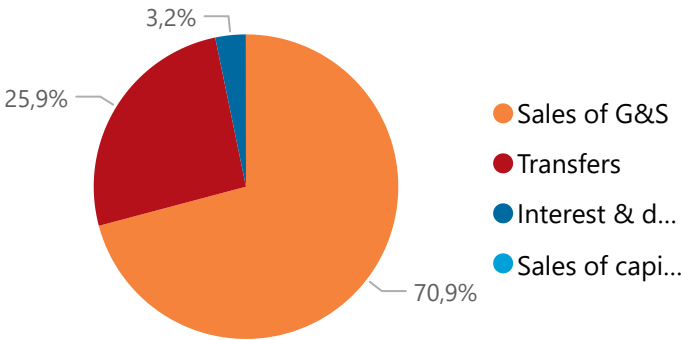
- ☐ R billion
- ☒ R million
- ☐ R thousand

Actual vs Forecast

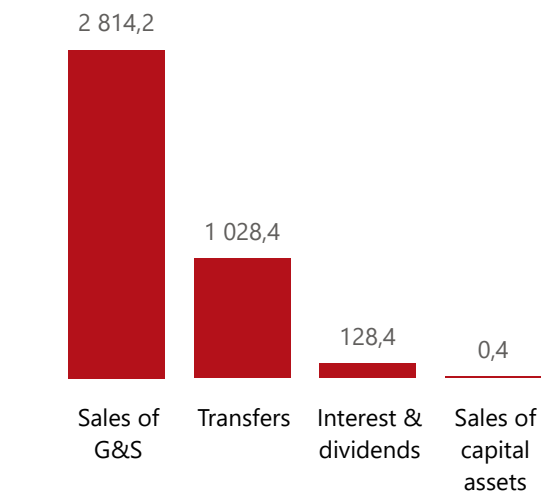
● Approved ● Forecast ● YTD ● Variance



Composition of receipts



Top 5 Receipts



Quarter

Cluster

Department

Entity

Top 5 Transfers



Receipts

Level 3	Approved	YTD	% YTD
+ Sales of G&S	2 735,5	2 814,2	70,9%
+ Transfers	940,7	1 028,4	25,9%
+ Interest & dividends	96,9	128,4	3,2%
+ Sales of capital assets		0,4	0,0%
Total	3 773,1	3 971,5	100,0%

Public Entities Spending

Approved CoE

1 761,1 98,9%

Approved G&S

1 218,7 142,6%

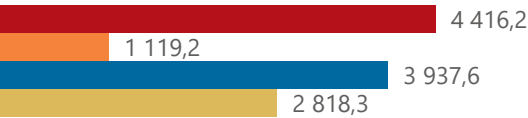
Approved transfers

(Blank) 105,3%

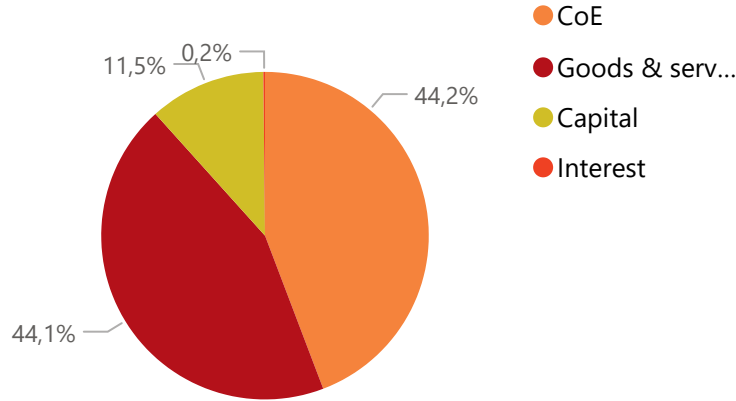
- ☐ R billion
- ☒ R million
- ☐ R thousand

Actual vs Forecast

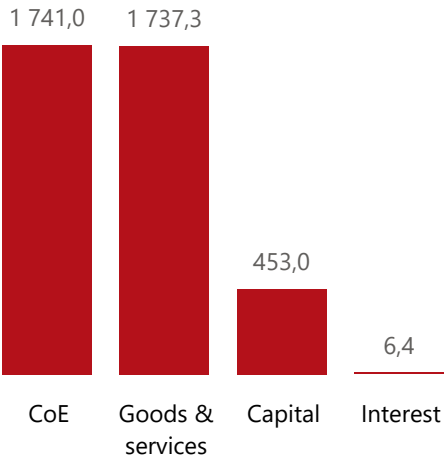
● Approved ● Forecast ● YTD ● Variance



Composition of spending

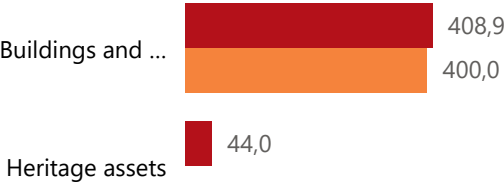


Top 5 Goods & services



Capital assets

● YTD ● Forecast



Spending

Level 3	Approved	YTD	% YTD
CoE	1 761,1	1 741,0	44,2%
Goods & services	1 218,7	1 737,3	44,1%
Capital	1 428,1	453,0	11,5%
Interest	8,3	6,4	0,2%
Total	4 416,2	3 937,6	100,0%

Quarter

4

Cluster

All

Department

Forestry, Fisheries and the Environm...

Entity

South African National Parks